

## RACON 12 i, THT, 3.3 ± 0.6 N, lamp green, bezel green, 1 NO



### fields of application

- › Measurement-control-regulation
- › Mechanical and system engineering
- › Automotive
- › Electro-medical

### special features

- › Gold contacts, reliable switching with low currents
- › Full illumination through 2 LEDs
- › Overall height 9.7 mm
- › Terminal technology: THT



### description

Flat data entry keyboards with RACON 12 i-elements should be constructed in a 15.24 mm grid. With this grid, strips of glue remain between the individual keys on the front panel. The overlay, which we recommend embossing above the key switches, can be glued onto these strips of glue. When using our RK 90 system design, we recommend 9 x 9 mm keycaps.

### technical data

#### › general

Bezel color	green
Luminous element color	green
Operating temperature, min.	-40 °C
Operating temperature, max.	80 °C
Storage temperature, min.	-50 °C
Storage temperature, max.	85 °C
illuminated	Yes
Soldering time for manual soldering, max.	5 sec
Soldering temperature for manual soldering	350 °C
Soldering temperature for wave soldering	260 °C
Soldering	Manual / wave
Solder heat resistance according to standard	DIN EN 60068-2-20
Packaging unit	45 pcs.
net weight	1.6 g
Operating life	1,000,000 cycles
B10	1,300,000 cycles
MSL Moisture Sensitivity Level	1
MOQ order	270 pcs.
RoHS compliant	Yes
REACH compliant	Yes

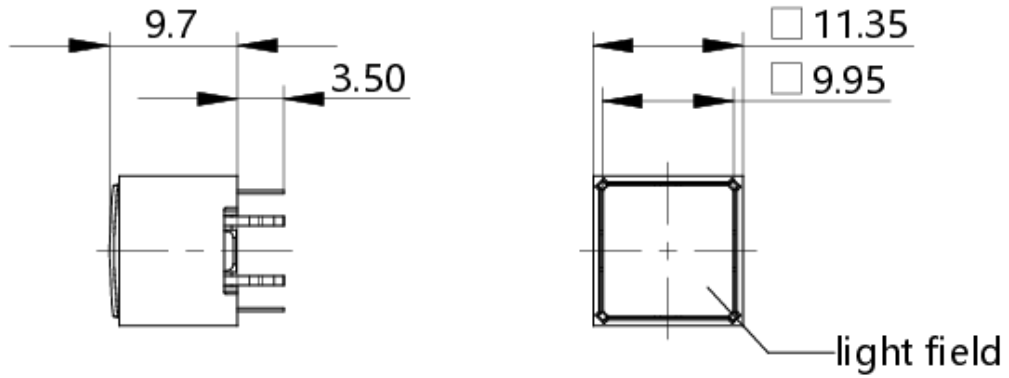
#### direct links

- › [RAFI eCatalog](#)

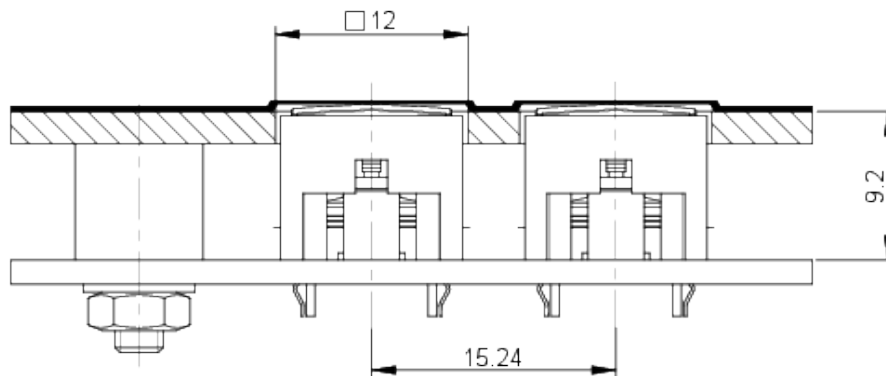
Component material	Elastomer
<b>&gt; mounting diameters</b>	
Outside dimension, length	11.35 mm
Outside dimension, width	11.35 mm
Outside dimension, height	13.2 mm
Installation height	9.7 mm
Grid, min.	12.5 x 12.5 mm
<b>&gt; mechanical data</b>	
Actuation function	momentary contact function
Operating force, min.	3.3 ± 0.6 N
Switching travel	0,34±0,1 mm
Contact function	1 NO
Contact system	Snap-action contact SPST - Single Pole Single Throw
Contact material	Gold
Solderability	Yes
Terminal on the rear	THT
<b>&gt; electrical data</b>	
Operating voltage of the luminous element, max.	2.1 V
Rated voltage, min.	0.02 V
Rated voltage, max.	35 V
Dielectric strength	750 V
Operating current of the luminous element, max.	30 mA
Rated current, min.	0.00001 A
Rated current, max.	0.1 A
Rated power, max.	1 W

**drawings**

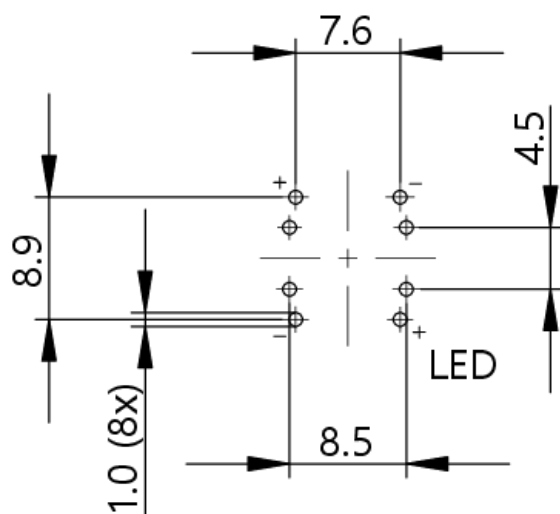
**Dimensioned drawing**



**System drawing**

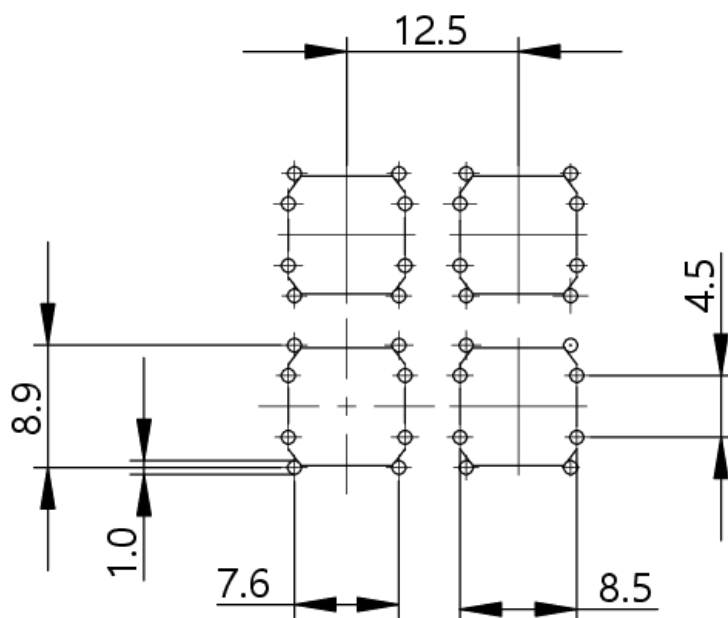


PCB drawing



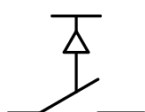
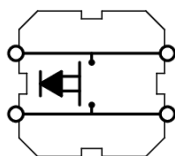
View on component side

PCB drawing



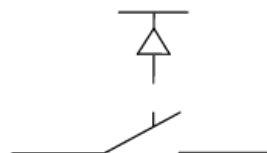
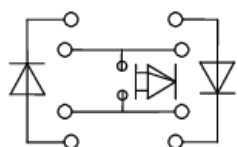
View on component side

**Schematic diagram**



Circuit symbol according to IEC 60 617  
Form X (double break)

**Circuit diagram**



Circuit symbol according to IEC 60 617  
Form X (double break)