

## RACON 12 i, THT, 3.3 ± 0.6 N, lamp red, bezel red, 1 NO



### fields of application

- › Measurement-control-regulation
- › Mechanical and system engineering
- › Automotive
- › Electro-medical

### special features

- › Gold contacts, reliable switching with low currents
- › Full illumination through 2 LEDs
- › Overall height 9.7 mm
- › Terminal technology: THT



### description

Flat data entry keyboards with RACON 12 i-elements should be constructed in a 15.24 mm grid. With this grid, strips of glue remain between the individual keys on the front panel. The overlay, which we recommend embossing above the key switches, can be glued onto these strips of glue. When using our RK 90 system design, we recommend 9 x 9 mm keycaps.

### technical data

#### › general

Bezel color	red
Luminous element color	red
Operating temperature, min.	-40 °C
Operating temperature, max.	80 °C
Storage temperature, min.	-50 °C
Storage temperature, max.	85 °C
illuminated	Yes
Soldering time for manual soldering, max.	5 sec
Soldering temperature for manual soldering	350 °C
Soldering temperature for wave soldering	260 °C
Soldering	Manual / wave
Solder heat resistance according to standard	DIN EN 60068-2-20
Packaging unit	45 pcs.
net weight	1.6 g
Operating life	1,000,000 cycles
B10	1,300,000 cycles
MSL Moisture Sensitivity Level	1
MOQ order	270 pcs.
RoHS compliant	Yes
REACH compliant	Yes
Component material	Elastomer

#### direct links

- › [RAFI eCatalog](#)

#### › mounting diameters

The information in this data sheet only contains general descriptions and / or performance features, which may not apply precisely as described to the respective application, and which may change due to further product enhancements. The technical data, illustrations and other information about our products are the mere results of individual technical testing. These descriptions and other product features are only binding if they expressly agreed upon at the time of the conclusion of a binding contract. In all other cases, we reserve the right to make technical changes as well as changes of availability. Pictures and other graphic illustrations are approximations only. All product names may be trademarks or brand names of the RAFI Group or any other sub-supplier of RAFI. The use of such by any third parties for their own purposes may infringe the rights of the respective entity holding those rights.

date: Nov 14, 2024 page: 1/5

#### RAFI GmbH & Co. KG

Ravensburger Str. 128-134  
88276 Berg / Ravensburg  
Germany  
[www.rafi-group.com](http://www.rafi-group.com),  
[info.headquarters@rafi-group.com](mailto:info.headquarters@rafi-group.com)

Outside dimension, length	11.35 mm
Outside dimension, width	11.35 mm
Outside dimension, height	13.2 mm
Installation height	9.7 mm
Grid, min.	12.5 x 12.5 mm

**> mechanical data**

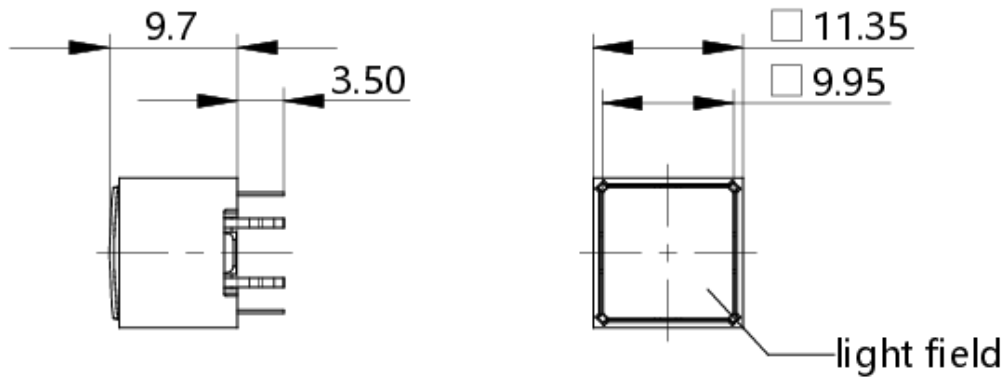
Actuation function	momentary contact function
Operating force, min.	3.3 ± 0.6 N
Switching travel	0,34±0,1 mm
Contact function	1 NO
Contact system	Snap-action contact SPST - Single Pole Single Throw
Contact material	Gold
Solderability	Yes
Terminal on the rear	THT

**> electrical data**

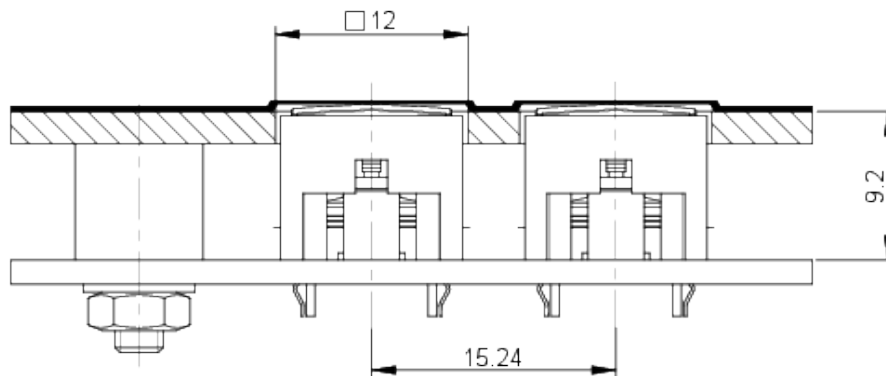
Operating voltage of the luminous element, max.	1.8 V
Rated voltage, min.	0.02 V
Rated voltage, max.	35 V
Dielectric strength	750 V
Operating current of the luminous element, max.	30 mA
Rated current, min.	0.00001 A
Rated current, max.	0.1 A
Rated power, max.	1 W

**drawings**

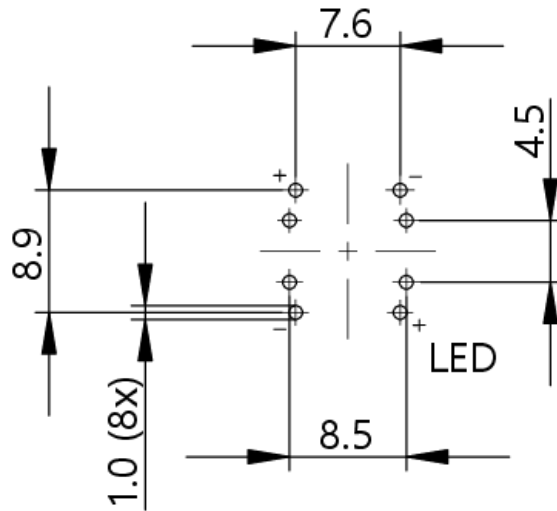
**Dimensioned drawing**



**System drawing**

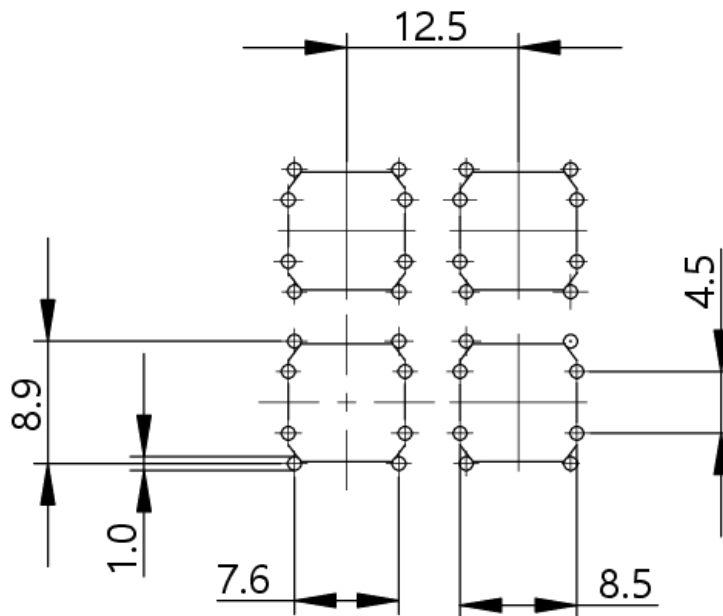


PCB drawing



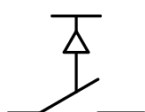
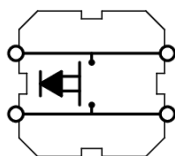
View on component side

PCB drawing



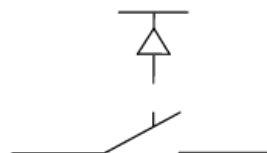
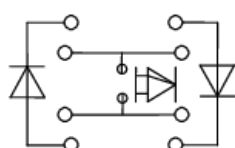
View on component side

**Schematic diagram**



Circuit symbol according to IEC 60 617  
Form X (double break)

**Circuit diagram**



Circuit symbol according to IEC 60 617  
Form X (double break)