


LUMOTAST 75 IP65, illuminated pushbutton, square collar, flat bezel, momentary contact function, 1 NC + 1 NO



fields of application

➤ Measurement-control-regulation

➤ Mechanical and system engineering

➤ Signalling systems

special features

➤ Water jet protection class IP 65 on front

➤ Mounting hole diameter 16.2 mm


➤ 3 collar shapes – also rectangular

➤ Lamp socket: T4.5: full-surface illumination with LED is possible

➤ Silver contacts with self-cleaning snap-action contact bridge for safe switching, suitable for large currents (max. 250 V / 4 A)

➤ Contact configurations: 1 NC +1 NO or 2 NC + 2 NO

➤ Solder terminal



description

LUMOTAST 75 illuminated pushbuttons and signal lamps have been in use for decades. They are the most successful mono-switches in RAFI history. The wide range of collar shapes in classic design and the established terminal and legending concept make the LUMOTAST 75 series one of your most reliable components. The pushbuttons and signal lamps are available in IP 65 protection class according to DIN. They come with a 2.5 mm higher collar than the variant with IP 40, due to the additional seal. Lenses and diffusing discs must be ordered separately.

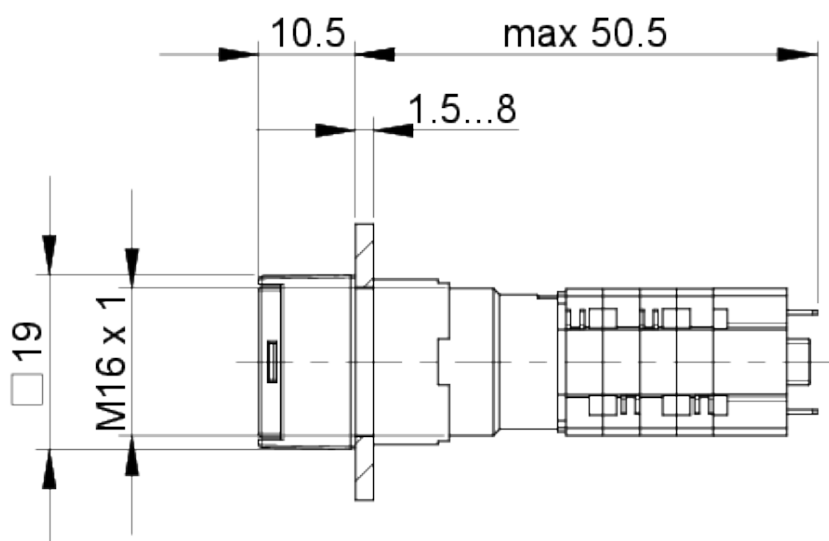
technical data

➤ general		direct links
Collar color	black	➤ RAFI eCatalog
Collar shape	square	
Operating temperature, min.	-25 °C	
Operating temperature, max.	55 °C	
Storage temperature, min.	-40 °C	
Storage temperature, max.	80 °C	
illuminated	Yes	
Lamp socket	T4.5	
Packaging	Box	
Packaging unit	10 pcs.	
net weight	10 g	
Operating life electrical	200,000 (2A / 250V AC) cycles 60.000 (4A / 250V AC) cycles	
B10	260,000 cycles	
Degree of protection, front side, according to DIN EN 60529	IP65	

Environment resistance	IEC 60068-2-14 IEC 60068-2-30 IEC 60068-2-33 IEC 60068-2-78
Protection class	II
MOQ order	20 pcs.
RoHS compliant	Yes
REACH compliant	Yes
> mounting diameters	
Outside dimension, length	19 mm
Outside dimension, width	19 mm
Mounting hole	16.2 mm
Mounting depth	57.5 mm
Installation height	10.5 mm
> mechanical data	
Actuation function	momentary contact function
Operating force, max.	6.5 N
Operating force, min.	3 N
Operating travel, max.	2.5 mm
Contact function	1 NC + 1 NO
Contact system	Bridge-snap-action contact
Contact material	Silver
Fixing	Threaded ring
Solderability	Yes
Terminal on the rear	Solder terminal
> electrical data	
Rated voltage, min.	12 V
Rated voltage, max.	230 V
Rated current, min.	0.05 A
Rated current, max.	4 A

drawings

Dimensioned drawing



Mounting hole drawing

