

RAFIX 22 FS⁺, illuminated pushbutton, flat bezel, round collar, momentary contact function, frontring light gray, bezel yellow

Description



Pushbutton with translucent bezel. In combination with a corresponding switching element, the bezel can be fully illuminated.



technical data

> general

Disassembly possible	no
Bezel color	yellow
Property of bezel / mushroom	translucent
Front ring color	light gray
Collar shape	round
Operating temperature, min.	-25 °C
Operating temperature, max.	70 °C
Storage temperature, min.	-40 °C
Storage temperature, max.	80 °C
illuminated	Yes
Packaging	Box
Packaging unit	10 pcs.
net weight	6.4 g
Operating life	1,000,000 cycles
B10	1,300,000 cycles
Degree of protection, front side, according to DIN EN 60529	IP65
UL Enclosure Type Rating front side	type 1 type 4X indoor
Environment resistance	IEC 60068-2-14 IEC 60068-2-30 IEC 60068-2-33 IEC 60068-2-78
Salt-spray resistance according to standard	IEC 60068-2-11
MOQ order	10 pcs.
RoHS compliant	Yes
REACH compliant	Yes

> mounting diameters

Outside dimension, length	29.8 mm
Outside dimension, width	29.8 mm

direct links

> [RAFI eCatalog](#)

Outside dimension, height	18.5 mm
Mounting hole	22.3 mm
Mounting depth	9.2 mm
Installation height	9.85 mm
Grid, min.	30 x 30 mm
Collar dimension	ø 29,8 mm

> mechanical data

Actuation function	momentary contact function
Operating force, max.	100 N
Operating travel, max.	4 mm
Fixing	Threaded ring
Threaded ring torque, max.	1.2 Nm

> Specifications according to UL 60947

UL Enclosure Type Rating front	type 1
side	type 4X indoor

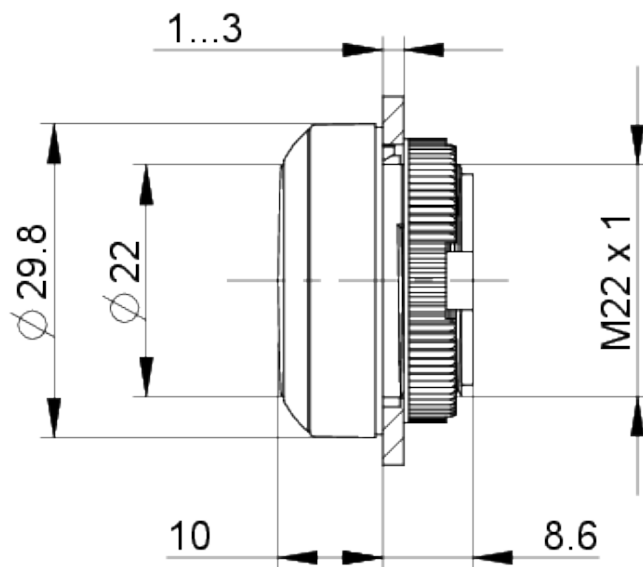
Acceptance conditions according to UL certificate:

RAFIX control devices are defined at RAFI as modular elements, consisting of an actuating element, if necessary a coupling and an individual contact or lighting unit.

Actuating elements (such as pushbuttons, emergency stop actuators, etc.) have the intended tactility, reset and function only when assembled with the appropriate switching elements.

drawings

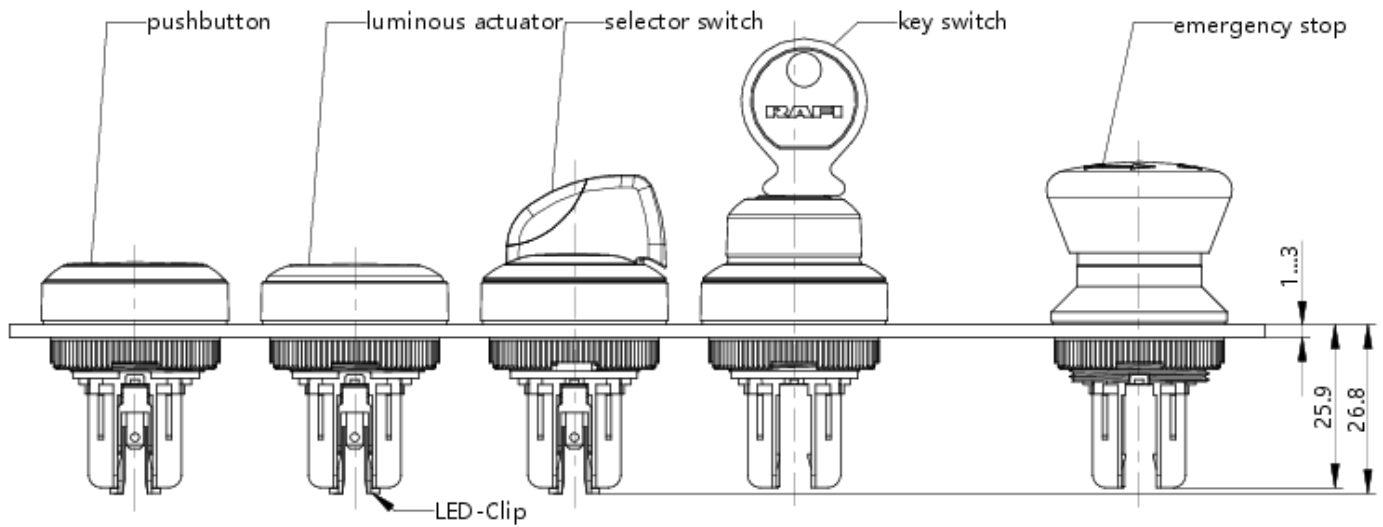
Dimensioned drawing



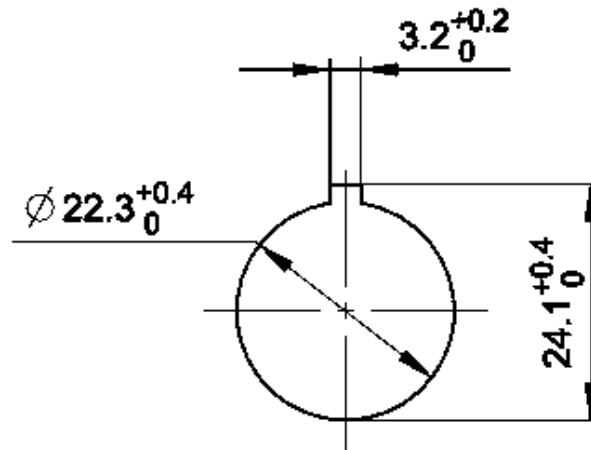
System drawing



System drawing



Mounting hole drawing



acc. to IEC 60947-5-1

front panel drawing

